



SCHMITZ

A SENSE OF CONFIDENCE

Your partner
for patient transport



A Sense of Company

With more than 90 years of experience, SCHMITZ is one of the leading international manufacturers of medical products.

A family-owned business with a living tradition. Our typical employee has been with the company for some 18 years, proof of how strongly they identify with our values and philosophy.

In 2012, the company's management passed to Friedrich and Matthias Schmitz, the fourth generation of the family.


We are proud to be located in Germany and are deeply rooted in our home region. We develop and manufacture here.

90% of our suppliers are from Germany, of which 60% are from the local region.

Made in Germany



'The transition to the next generation is always something special.'



A Sense of Care

We understand the services which are our lifeblood, and aim to achieve maximum customer satisfaction. From consulting through planning to installation.

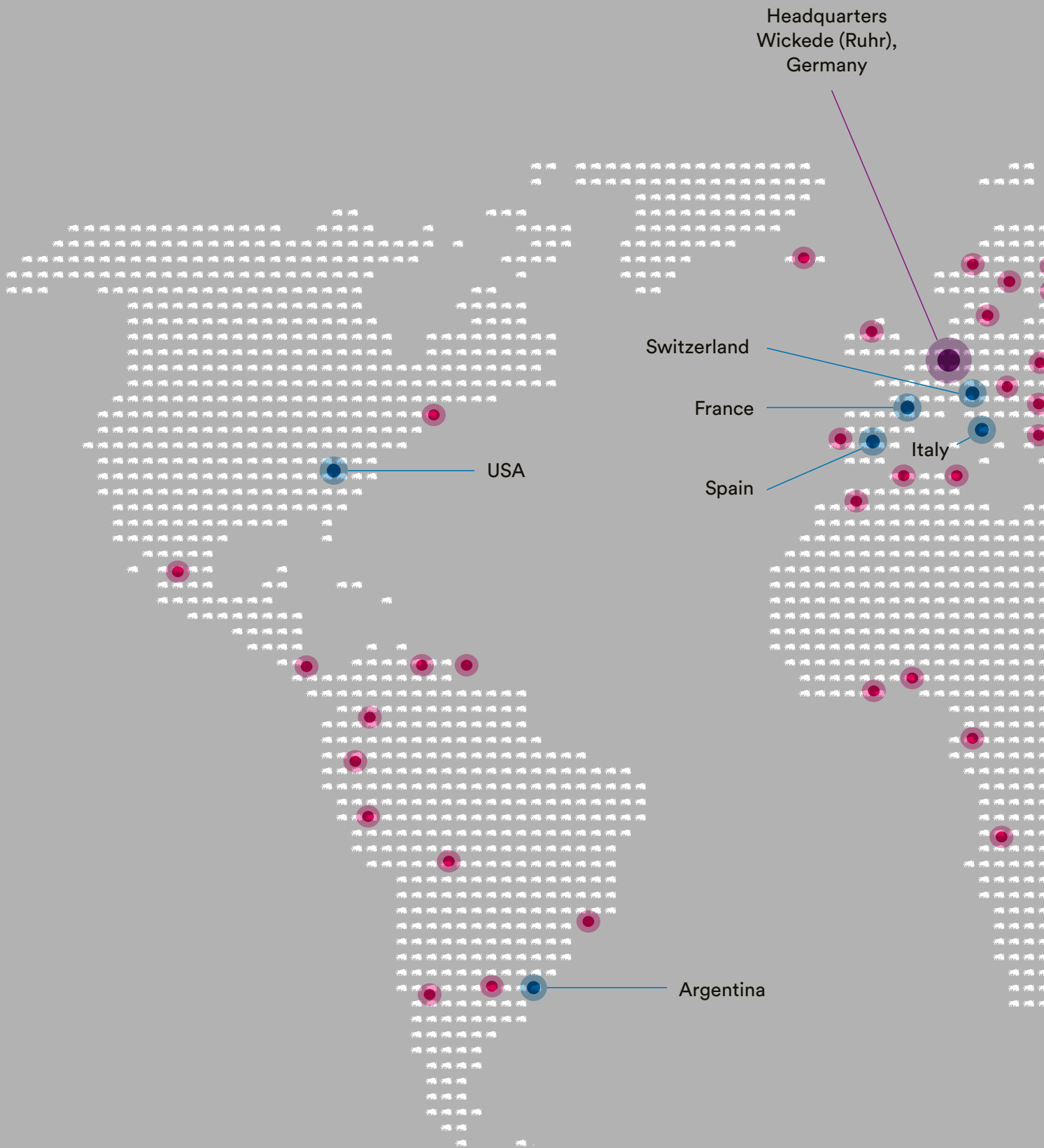
Cost-effectiveness through longevity is what you can expect from us.

With a well thought-out service concept and comprehensive support, SCHMITZ works alongside you as partner from start to finish.

Technical Customer Service

T +49 (0)2377 84 549

service@schmitz-medical.com



Headquarters
Wickede (Ruhr),
Germany

Switzerland

France

Italy

Spain

USA

Argentina

● Over 80 international trade partners

● Sales offices

SCHMITZ – represented worldwide





STL 285 CE^{MD}**The Patient Stretcher for use inside hospitals**

This lightweight transporter provides excellent manoeuvring facilities, especially when the STL is equipped with a 5th castor (optional). Of solid construction with central locking of castors from all sides. Well-designed with closed surfaces to guarantee optimal cleaning/disinfection. Patient stretcher with a favourable price/performance ratio, a broad range of accessories and easy handling.

Infusion pole

Wide adjustment range, easy locking. Insertion at all 4 corners. Max. telescopic height: approx. 1,050 mm above the top.

Low basic height of 550 mm

More comfort for the patient and hospital staff.

Capacity

Safe working load up to 300 kg.

Upholsteries

With adhesive gel strip at the underside.

Push bar

One-piece, full-width, one-hand action/moving of the transporter.

Mobility

Lightweight, with four large castors for easy steering, one with directional locking. Optional 5th castor.



reddot award
winner



STL 285 C^{IMD}**Setting the standard for patient stretchers****Design**

To guarantee optimal hygiene, great emphasis was placed on the design lines of the STL frame and mouldings.

Side guards

Foldable side guards, easy and safe handling, solid and hygienic construction, no danger of accidental crushing. Folding down to below height of padded surface.

Operation

High/low and Trendelenburg/Reverse Trendelenburg adjustments may be operated either from left or right side of trolley. Central and directional locking of castors by foot pedals from all four sides.

Hygiene

Chassis and upper part features - smooth and sealed coated plastic sheets for optimal hygienic cleaning and disinfection. All parts of the side guards are well accessible. Use of antimicrobial coating for the areas of the transport system which are especially vulnerable and strained with respect to hygiene requirements.

A self-explanatory operating concept

Can be used right out of the box thanks to its outstanding ease of use.

Accessories for any everyday situation

Ready for any situation thanks to a wide range of optional accessories.



Patient stretcher STL 285.1000.1 with accessories 285.0550.1, 207.1300.0, 207.1420.0, 207.1350.0 and 207.1470.0

STL 285 ^{IMD}

Basic equipment

Model No.	Description
285.1000.1	Patient stretcher STL Chassis with plastic covering in silver-grey, with four one-wheeled castors of 200 mm diameter, with precision-ball-bearings, 2 antistatic and one castor with directional locking. Foot levers as central and directional locking or turn-around device. Foot pump for hydraulic adjustments. 1 foot pedal for height adjustment, 2 pedals for lowering of top and Trendelenburg/Reverse Trendelenburg adjustments. With earth contact. Patient surface two-piece, without mattress. Back section infinitely adjustable up to 90° maximum by servo-assisted gas cylinders. Push bar at the head end, powder coated in vermilion RAL 2002. Foldaway side guards, powder coated grey/vermilion. With 4 bumpers. Safe working load 300 kg.
285.0500.1 (w/o ill.)	STL-Mattress 1,950 × 620 mm, 40 mm thick, of resistant, hard-wearing PU material, suitable for X-ray imaging, antistatic, black, with adhesive gel strip at the underside.
285.0550.1	STL-Mattress as 285.0500.1, but 1,950 × 620 mm, 80 mm thick.
207.0001.0	STL-Mattress as 285.0550.1, but 1,950 × 620 mm, 80 mm thick, of hard-wearing SAF material with memory effect.



Please also note the transfer mattress for the STL, see page 17!



STL 285 C^{IMD}**Adjustment functions and dimensions:**

Height adjustment ¹	550 – 870 mm by foot pump
Trendelenburg/Reverse Trendelenburg	approx. 15 Grad
Back section adjustment	+ 90 Grad
Total length (overall dimension)	2,160 mm
Total width (overall dimension)	760 mm
Patient surface length	approx. 1,950 mm
Patient surface width	approx. 620 mm
Back section length	730 mm
Distance between the lifting columns	1,075 mm
Diameter of castors	200 mm
Earth contact	■
Weight	approx. 100 kg
Safe working load	300 kg

■ = standard ¹ without mattress

STL 285 C^{IMD}

Accessories

Model No. Description




207.1420.0 Push bar
additional push bar for foot-end, powder coated in vermilion RAL 2002.



207.1600.0 Side rail
SST 18/10, 455 mm long, for the attachment of accessories, mounted at the head end.



207.1800.0 Body restraint strap
with SST 18/10 attachment clamp, strap interchangeable and washable, Velcro fastener.



207.1300.0 5th Castor
additional, spring-loaded directional castor, diameter: 100 mm, of central position for an optimal steering of transporter. Foot lever action (as central locking and directional locking or turn-around device) from all sides.



Model No. Description

207.3890.2 Transfer mattress

1,950 × 590 × 80 mm, of resistant, hard-wearing PU material, antistatic, black, suitable for X-ray imaging, underside of special material, with 4 looped handles along each side. To be secured on both sides of the stretcher by straps.

May only be used together with push bar 207.1420.0.


High sliding quality and optimum comfort:

- Less strenuous and easy to use
- Helps to save time and costs as it can be handled by just 1 person
- Ideal for transfer to X-ray tables
- Suitable for patients up to 300 kg
- No additional investment, as it can also be used as a standard mattress

STL 285 C^{IMD}

Accessories

Model No.	Description
-----------	-------------




207.3000.0 Multifunction board

to be used as monitor or writing tray with a safe working load of 15 kg, or as footboard. Top of grey plastics, incl. 2 Velcro monitor fasteners, frame powder coated RAL 9006. To be inserted at foot end.



207.1470.0 Infusion pole

SST 18/10, top with 4 hooks, to be inserted at all 4 corners. Adjustment range 650 mm (3-stage-telescope), one-hand adjustment.



207.3200.0 2 Hooks

SST 18/10, on LHS and RHS, for holding urine or wound drainage bags.

Model No. Description



207.2650.0 Head cushion
black, with non-slip covering at the underside.



207.1350.0 Moulded bottom cover
with receptacles for patient's utensils
and oxygen cylinders up to 11 litres.

207.3990.0 Paper roll holder
(w/o ill.) for paper roll up to 500 mm width.
(retrofitable)



STS 282 CE^{MD}**The Patient Stretcher for Emergencies and Outpatient Depts.**

Whether for first aid treatment, in outpatient departments or intensive care units the modern transport stretcher STS 282 sets new standards in operation and mobility as well as in hygiene and design. Well-designed features facilitate the daily work when patients are in need of first-aid treatment or nursing service.

Low basic height 590 mm

More comfort for the patient and hospital staff.

Upholsteries

With adhesive gel strip at the underside.

Push bar

One-piece, of ergonomic design, can be folded away for better access to the patient. One-hand action/moving of the transporter.

Mobility

Four large castors and additional fifth castor for precise directional steering. Ergonomic push bar for easy guidance of the STS trolley.

Hygiene

Chassis features - smooth and sealed coated sheets with plastic bottom and closed frame construction for optimal hygienic cleaning. All parts of the side guards are well accessible. Use of antimicrobial coating for the areas of the transport system which are especially vulnerable and strained with respect to hygiene requirements.

Capacity

Safe working load up to 300 kg.



reddot award
winner



STS 282 CE^{MD}**The all-rounder of patient stretchers****Side guards**

Foldable side guards, easy and safe handling, solid and hygienic construction, no danger of accidental crushing. Can be lowered down to below height of padded surface.

Design

To guarantee optimal hygiene, great emphasis was placed on the design lines of the STS frame and mouldings.

Operation

High/low and Trendelenburg/Reverse Trendelenburg adjustments may be operated either from left or right side of trolley. Central and directional locking of castors by foot pedals from all four sides.

Patient safety is a matter of course for us

The robust side guards are easy and safe to operate and guarantee a high level of safety.

Unrestricted mobility

Perfect control is possible thanks to a smooth-running chassis with an innovative castor concept.

Hygiene and safety

Elimination of almost all germs thanks to antimicrobial coating with silver ions – multidrug-resistant pathogens don't stand a chance.

The stretcher for patient comfort

Ideal, variable positions enable comfortable and convenient patient transport.

STS 282

Basic equipment

Model No.	Description
-----------	-------------



282.1010.2 Patient stretcher STS Model

Chassis with plastic covering in silver-grey, with four one-wheeled castors of 200 mm diameter, with precision-ball-bearings, 2 antistatic; additional one of 100 mm diameter as fifth castor. Foot levers as central and directional locking or turn-around device. Foot pump for hydraulic adjustments: 1 foot pedal for height adjustment, 2 pedals for lowering of top and Trendelenburg/Reverse Trendelenburg adjustments. With earth contact. Patient surface two-piece, X-ray permeable, without mattress. Aluminium frame. Back section infinitely adjustable up to 90° maximum by servo-assisted gas cylinders. Push bar at the head end, swing-down type, powder coated in vermilion RAL 2002. Foldaway side guards, powder coated grey/vermilion. 4 bumpers and additional lateral collision protection. Infusion pole of SST 18/10, fixation at the head on left side, extendable (3-stage telescope), can be folded down, with 4 hooks. Safe working load 300 kg.



Please select your desired chassis cover!

You may choose: either a flattened cover, optimised for use with a C-arm, as shown in the picture on page 26, or a moulded bottom cover with receptacles for patient's utensils and oxygen cylinders up to 11 litres., as shown here on the left.

Model No.	Description
282.0500.1 (w/o ill.)	STS-Mattress 1,950 × 620 mm, 40 mm thick, of resistant, hard-wearing PU material, suitable for X-ray imaging, antistatic, black, with adhesive gel strip at the underside.
282.0550.1	STS-Mattress as 282.0500.1, but 1,950 × 620 mm, 80 mm thick.
206.0001.0	STS-Mattress as 282.0550.1, but 1,950 × 620 mm, 80 mm thick, of hard-wearing SAF material with memory effect.
206.3890.2 (w/o ill.)	Transfer mattress for an easy and comfortable patient transfer, can also be used as a standard mattress, 1,950 × 590 × 80 mm, of resistant, hard-wearing PU material, antistatic, black, suitable for X-ray imaging, underside of high quality special sliding material, with 4 looped handles along each side. To be secured on both sides of the stretcher by straps. May only be used together with push bar 206.1400.0 For further information regarding the transfer mattress, see page 33.





STS 282 CE^{MD}

Basic equipment

Model No.	Description
-----------	-------------

282.2010.2	Patient stretcher
-------------------	--------------------------

	similar to model no. 282.1010.2, but with four-part patient surface, foot and mid-section mechanically adjustable with gas-spring assistance, adjustment angle in the thigh area: 52°.
--	--



Please select your desired chassis cover!

You may choose: either a flattened cover, optimised for use with a C-arm, as shown in the picture on page 26, or a moulded bottom cover with receptacles for patient's utensils and oxygen cylinders up to 11 litres., as shown here on the left.

282.0500.1	STS-Mattress
-------------------	---------------------

(w/o ill.)	1,950 × 620 mm, 40 mm thick, of resistant, hard-wearing PU material, suitable for X-ray imaging, antistatic, black, with adhesive gel strip at the underside.
------------	---

282.0550.1	STS-Mattress
-------------------	---------------------

	as 282.0500.1, but 1,950 × 620 mm, 80 mm thick.
--	---



206.0001.0	STS-Mattress
-------------------	---------------------

	as 282.0550.1, but 1,950 × 620 mm, 80 mm thick, of hard-wearing SAF material with memory effect.
--	--



STS 282 CE^(MD)**Adjustment functions and dimensions**

	282.1010.2	282.2010.2
Height adjustment ¹	590 – 900 mm by foot pump	590 – 900 mm by foot pump
Trendelenburg/ Reverse Trendelenburg	approx. 15 Grad	approx. 15 Grad
Back section adjustment	+ 90 Grad	+ 90 Grad
Leg elevation		■
Total length (overall dimension)	2,160 mm	2,160 mm
Total width (overall dimension)	765 mm	765 mm
Patient surface length	approx. 1,950 mm	approx. 1,950 mm
Patient surface width	approx. 620 mm	approx. 620 mm
Back section length	730 mm	730 mm
Distance between the lifting columns	1,075 mm	1,075 mm
Diameter of castors	200 mm	200 mm
Infusion pole three-stage telescopic bar, adjustment range: 650 mm	■	■
Chassis cover optimised for use with a C-arm	■	■
Receptacle for oxygen cylinder for bottles up to 11 litres	optional	optional
Earth contact	■	■
Weight	approx. 115 kg	approx. 120 kg
Safe working load	300 kg	300 kg

■ = standard ¹ without mattress

STS 282 CE^(MD)

Accessories

Model No. Description



206.1400.0 Push bar
additional push bar for foot-end, foldaway,
powder coated in vermillion RAL 2002.



206.1800.0 Body restraint strap
with SST 18/10 attachment clamp,
strap interchangeable and washable,
Velcro fastener.



206.1600.0 Side rail
SST 18/10, 455 mm long, for the attachment
of accessories, mounted at the head end.
Emergency ventilator with corresponding adaptor
can be hung on the side rail at head end
(requires 1 × 206.1600.0).



206.1610.0 Side rail
similar to model no. 206.1600.0,
mounted at the foot end.

206.1620.0 Side rail
similar to model no. 206.1600.0, mounted
at the right hand long side, near the head end.

206.1630.0 Side rail
similar to model no. 206.1600.0, mounted
at the left hand long side, near the head end.

206.1640.0 Side rail
similar to model no. 206.1600.0, mounted
at the right hand long side, near the foot end.

206.1650.0 Side rail
similar to model no. 206.1600.0, mounted
at the left hand long side, near the foot end.

Model No.	Description
-----------	-------------



206.3000.0	<p>Multifunction board to be used as monitor or writing tray with a safe working load of 15 kg, or as footboard. Top of grey plastics, incl. 2 Velcro monitor fasteners, frame powder coated RAL 9006. To be inserted at foot end.</p>
-------------------	---



206.1460.0	<p>Infusion pole incl. push grip additional infusion pole, placed at the foot, adjustment range: 650 mm (3-stage-telescope), can be folded down, with 4 hooks, of SST 18/10, (no subsequent fitting possible).</p>
-------------------	---

206.1470.0	<p>Infusion pole SST 18/10, top with 4 hooks, to be inserted at all 4 corners. Adjustment range 650 mm, one-hand adjustment (3-stage-telescope).</p>
-------------------	---

STS 282 C€^{MD}

Accessories

Model No. Description



206.2650.0 Head cushion
black, with non-slip covering at the underside.



206.5500.0 Reanimation board C€^{MD}
600 × 390 mm (W x D)
made of Trespa, 8 mm thick, white.



206.2850.0 Guiding rails for X-ray-cassettes
SST 18/10 for 282.1010.2 model only.
(no subsequent fitting possible)



206.2820.0 Cassette carrier
for X-ray-cassettes up to 350 × 430 mm,
telescopic insertion bar, with position mark,
SST 18/10.



206.3200.0 2 Hooks
SST 18/10, on LHS and RHS,
for holding urine or wound drainage bags.



Model No. Description

206.3890.2 Transfer mattress

1,950 × 590 × 80 mm, of resistant, hard-wearing PU material, antistatic, black, suitable for X-ray imaging, underside of special material, with 4 looped handles along each side. To be secured on both sides of the stretcher by straps.

May only be used together with STS model 282.1010.2 with push bar 206.1400.0.

- High sliding quality and optimum comfort
- Less strenuous and easy to use
- Helps to save time and costs as it can be handled by just 1 person
- Ideal for transfer to X-ray tables
- Suitable for patients up to 300 kg
- No additional investment, as it can also be used as a standard mattress



206.3830.0 Oxygen cylinder holder

powder-coated sheet steel, RAL 9006, mounted below the back section, for 2.5 l oxygen cylinders, fixing of cylinder by hook and loop tape.

206.3990.0 Paper roll holder

(w/o ill.) for paper rolls up to 500 mm width.

Effective protection thanks to innovative antimicrobial technology



The powder coating contains antimicrobial additives.



These additives bind to the bacteria and damage their cells in different ways disrupting their normal function and stopping reproduction.



The additives concentrate on the surface in order to protect against contaminating bacteria or microbes.



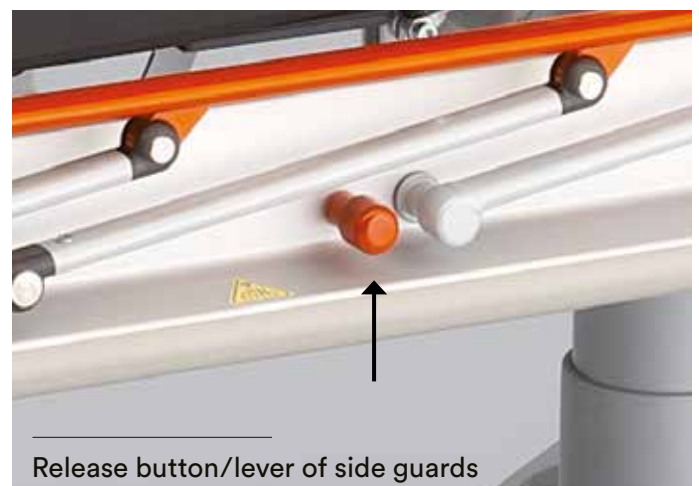
The microbes (bacteria, mould and fungi) cannot survive.



Side guards



Push bar and release of the backrest adjustment



Release button/lever of side guards

Patient transport systems STL 285 and STS 282 with anti-microbial coating

An anti-microbial coating on our STL and STS transport system ensures effective and long-lasting reduction of bacteria, mould and fungi colonisation. Because of the antimicrobial coating, certain germs are reduced to up to 80% after 15 min and up to 99% within the first two hours.

The use of the antimicrobial coating is an addition to the necessary hygienic processes and increases the protection against potentially harmful microbes. It inhibits growth of a wide spectrum of microorganisms:

MRSA, E.coli, Salmonella, Legionella, Aspergillus Niger.

For further information please visit www.biocote.com.

No change of your transport system

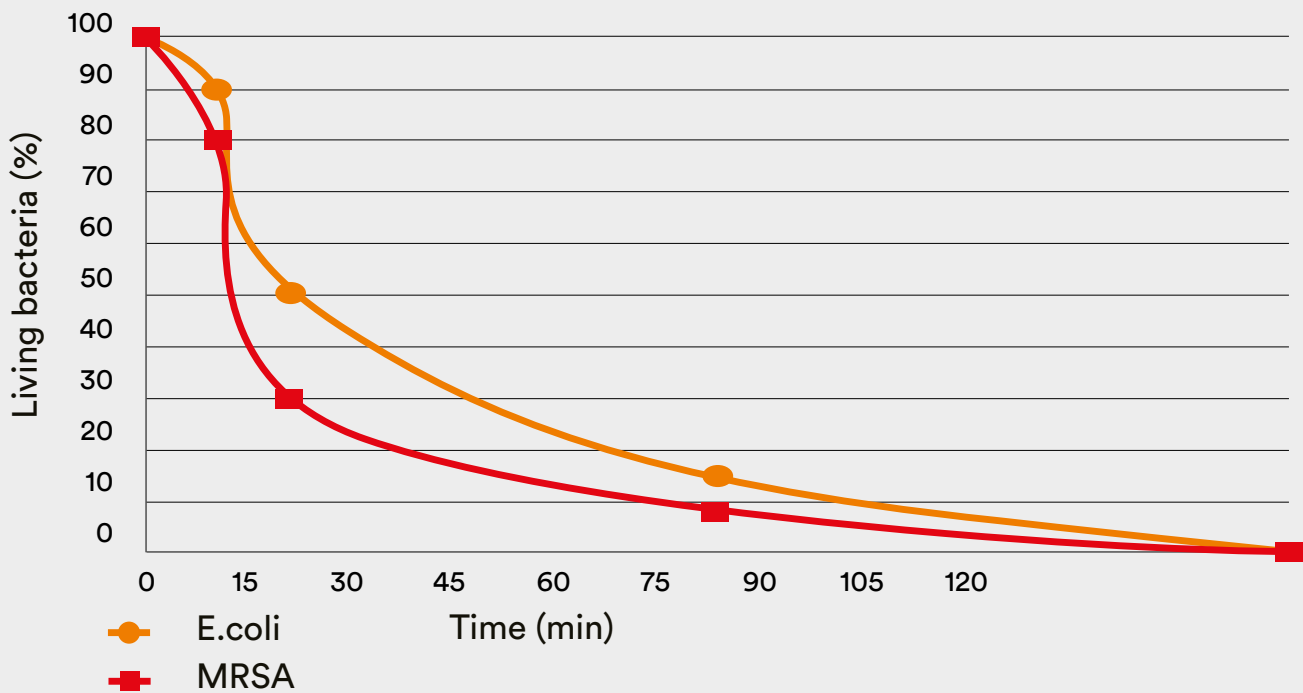
The transport system does not change on the outside.

The anti-microbial coating does not affect its performance capacity.

Long life

The anti-microbial performance does not decrease; it does not wear out; it does not wash off, it will last the lifetime of the product.

Percentage of reduction of MRSA and E.coli on a protected surface (ISO 22196:2011)



The anti-microbial silver ion technology reduces the growth of microbes up to 99 per cent during the first two hours.

Microbes have a very long stability on untreated surfaces:

Microbe	Durability
MRSA	up to 7 months
Salmonella	14 days
Aspergillus niger	spores survive for years
E.coli	up to 16 months



Patient Transport System STL and STS Effective protection thanks to innovative antimicrobial technology

Continuous

The antimicrobial effect is achieved by adding silver ion additives to the coating. This technology works continuously protecting around the clock. No additives containing nano technologies are used. The coating is colour-neutral and is used in the areas of the transport system which are especially vulnerable and strained with respect to hygiene requirements:

- Side guards
- Release button/lever of side guards
- Push bar and release of the backrest adjustment

Effective protection thanks to innovative antimicrobial technology

- Bacterial diseases are increasing
- Ever increasing hygiene standards
- Microbes can be found everywhere
- Harmful bacteria, such as MRSA, can be found even on the most clean surface where they can grow and pose a threat to our health

Advantages of silver ion technology

- They are effective against bacteria, mould and fungi
- Silver ion technology is proven effective against resistant strains of bacteria
- They have a permanent effect, complementing the cleaning process

The anti-microbial coating has been tested to ISO 22196:2011 to substantiate the reduction of microbes. Only coatings with a minimum reduction of 95 per cent are approved.



Contact

SCHMITZ medical GmbH
Zum Ostenfeld 29
58739 Wickede (Ruhr)
Germany



All devices marked with the CE-MD symbol, in combination with our accessories, meet the requirements of Medical Device Regulation 2017/745/EU (MDR) as well as the Medical Device Amendment Act and are risk class I medical devices.



All devices marked with the simple CE symbol meet the requirements of low-voltage directive 2014/35/EU as well as the regulation on electrical equipment.

Please also refer to the instructions for use, for more details about the intended use!

T +49 (0)2377 84 0
F +49 (0)2377 84 162
zentrale@schmitz-medical.com

Exports department:
T +49 (0)2377 84 0
F +49 (0)2377 84 135
export@schmitz-medical.com

Technical service, hotline:
T +49 (0)2377 84 549
F +49 (0)2377 84 210
service@schmitz-medical.com

Information on
our establishments
worldwide can be found
on our website:

www.schmitz-medical.com



* This product is an article of merchandise, sold under OEM brand name.

Our goods and services are to be understood ex works. Deliveries are effected via our authorized partners or branch offices. The company reserves the right to alter the design, construction, dimensions and finish of its products without notice. All relevant dimensions and weights are to be understood as approximate information/data. Due to technical reasons colour deviations are possible. The articles shown in this catalogue are not authorized for sale in the United States.

Nominal charge 3.00 Euro.

SCHMITZ Catalogue No. 81, 04.2024 GB